



One-stop shop



On-time delivery



Independent technical advice

Tubular Cable Lugs





One-stop shop



On-time delivery



Independent technical advice

Closed Cable Lugs

METRIC CABLE LUGS DIN EN 13600



Ordering code	Cable Section (mm ²)	Bore hole	Packing unit (pieces)
KSECU16M06.	16	M6	100
KSECU16M08.	16	M8	100
KSECU16M10.	16	M10	100
...
KSECU25M06.	25	M6	100
KSECU25M08.	25	M8	100
KSECU25M10.	25	M10	100
...
KSECU35M06.	35	M6	100
KSECU35M08.	35	M8	100
KSECU35M10.	35	M10	100
...
KSECU50M06.	50	M6	100
KSECU50M08.	50	M8	100
KSECU50M10.	50	M10	100
...
KSECU70M06.	70	M6	100
KSECU70M08.	70	M8	100
KSECU70M10.	70	M10	100
...
KSECU95M06.	95	M6	50
KSECU95M08.	95	M8	50
KSECU95M10.	95	M10	50
...
KSECU120M06.	120	M6	50
KSECU120M08.	120	M8	50
KSECU120M10.	120	M10	50
...



One-stop shop



On-time delivery



Independent technical advice

METRIC CABLE LUGS UL486A



Ordering code	Cable Section (mm ²)	Bore hole	Packing unit (pieces)
KSECU16M06C	16	M6	1000
KSECU16M08C	16	M8	500
KSECU16M10C	16	M10	100
...
KSECU25M06C	25	M6	100
KSECU25M08C	25	M8	500
KSECU25M10C	25	M10	100
...
KSECU35M06C	35	M6	100
KSECU35M08C	35	M8	400
KSECU35M10C	35	M10	300
...
KSECU50M06C	50	M6	50
KSECU50M08C	50	M8	200
KSECU50M10C	50	M10	200
...
KSECU70M06C	70	M6	50
KSECU70M08C	70	M8	200
KSECU70M10C	70	M10	200
...
KSECU95M06C	95	M6	25
KSECU95M08C	95	M8	100
KSECU95M10C	95	M10	100
...
KSECU120M06C	120	M6	25
KSECU120M08C	120	M8	25
KSECU120M10C	120	M10	75
...



One-stop shop



On-time delivery



Independent technical advice

IMPERIAL SIZE CABLE LUGS – UL Listed and CSA Certified



PANDUIT

Ordering code	Cable Section (AWG)	Bore hole	Packing unit (pieces)
KSECU-LCA1/0-14-X	1/0	1/4	10
KSECU-LCA1/0-56-X	1/0	5/16	10
KSECU-LCA1/0-38-X	1/0	3/8	10
KSECU-LCA1/0-12-X	1/0	1/2	10
...
KSECU-LCA2/0-14-X	2/0	1/4	10
KSECU-LCA2/0-56-X	2/0	5/16	10
KSECU-LCA2/0-38-X	2/0	3/8	10
KSECU-LCA2/0-12-X	2/0	1/2	10
...
KSECU-LCA3/0-14-X	3/0	1/4	10
KSECU-LCA3/0-56-X	3/0	5/16	10
KSECU-LCA3/0-38-X	3/0	3/8	10
KSECU-LCA3/0-12-X	3/0	1/2	10
...
KSECU-LCA4/0-14-X	4/0	1/4	10
KSECU-LCA4/0-56-X	4/0	5/16	10
KSECU-LCA4/0-38-X	4/0	3/8	10
KSECU-LCA4/0-12-X	4/0	1/2	10
...
KSECU-LCA-250-14-X	250MCM	1/4	10
KSECU-LCA-250-56-X	250MCM	5/16	10
KSECU-LCA-250-38-X	250MCM	3/8	10
KSECU-LCA-250-12-X	250MCM	1/2	10
...



One-stop shop



On-time delivery



Independent technical advice

CLOSED CABLE LUGS – OTHER VERSIONS



Also available in 45° and 90° versions

For example:

KSECU95M08-45. = Angled cable lug 45° M8 – 95 mm²

KSECU95M08-90. = Angled cable lug 90° M8 – 95 mm²

Other versions and sizes on request



One-stop shop



On-time delivery






Independent technical advice

Open Cable Lugs

METRIC CABLE LUGS DIN 46234



Ordering code	Cable Section (mm ²)	Bore hole	Packing unit (pieces)
QKSECU16M06.	16	M6	100
QKSECU16M08.	16	M8	100
QKSECU16M10.	16	M10	100
...
QKSECU25M06.	25	M6	50
QKSECU25M08.	25	M8	50
QKSECU25M10.	25	M10	50
...
QKSECU35M06.	35	M6	50
QKSECU35M08.	35	M8	50
QKSECU35M10.	35	M10	50
...
QKSECU50M06.	50	M6	50
QKSECU50M08.	50	M8	50
QKSECU50M10.	50	M10	50
...
QKSECU70M06.	70	M6	50
QKSECU70M08.	70	M8	50
QKSECU70M10.	70	M10	50
...
QKSECU95M06.	95	M6	25
QKSECU95M08.	95	M8	25
QKSECU95M10.	95	M10	25
...
QKSECU120M06.	120	M6	25
QKSECU120M08.	120	M8	25
QKSECU120M10.	120	M10	25
...

-  One-stop shop
 -  On-time delivery
 -  Independent technical advice
-

