



One-stop shop



On-time delivery



Independent technical advice




We provide convenience to our customers worldwide and want to deliver the best possible service.

Take a look at our [website](#) for more products and don't hesitate to [contact us](#) if you have any questions.

We are ready to serve you, are you ready to be served?

Battery watering gun



-  One-stop shop
-  On-time delivery
-  Independent technical advice

Battery watering gun

No battery room should be without this essential maintenance tool. Simply connect the Battery Watering Gun to a standard water hose or a Deionizer, put the tip of the gun into the cell, and squeeze the ergonomic handle. It also saves money: compared to hand watering, the battery watering gun reduces labour costs up to 150 Euro's a year for each 18-cell battery.

BENEFITS

- ▲ **Wide range:** We offer a wide range of watering guns from Philadelphia Scientific and other suppliers
- ▲ **Safe:** It keeps eyes and face away from battery hazards, and reduces backache from bending over batteries. It is insulated to prevent sparking on connectors.
- ▲ **Easy Installation:** Attach the Battery Watering Gun to any standard garden hose, a *HydroFill* Watering Cart, or a Deionizer System and you have a fully operating battery filling system.
- ▲ **Fast but gentle:** A flow rate up to 6,4 litres/minute (1.7 gallons/minute), which is fast enough for the largest cells. Yet the flow is gentle enough to fill a coffee mug.

POSSIBLE FEATURES

- ▲ **Automatic shutoff:** The Watering Gun fills cells to precisely the correct level. The shutoff is so positive you can actually feel it.
- ▲ **LED + Buzzer indicator:** Flashing red LED and buzzer via contact electrodes when the level is reached
- ▲ **Integrated flow indicator:** Shows when the filling/flow has stopped.












One-stop shop



On-time delivery



Independent technical advice

Ordering code	WGU-L	WGU-XPS	WGU-S	WGU-RR	WGU-J	WGU-A
						
Input/Operating pressure	< 10 bar (145 psi)	< 5,5 bar (80 psi)	< 5,5 bar (80 psi)	< 5,5 bar (80 psi)	< 5,5 bar (80 psi)	< 2,5 bar (36 psi)
Flow rate	-	6,4 l/m (1.7 gpm)	2 l/m (0.52 gpm)	6,4 l/m (1.7 gpm)	2 l/m (0.52 gpm)	-
Working temperature	-20° to 60°C (-4° to 140°F)	2° to 71°C (35° to 160°F)	2° to 71°C (35° to 160°F)	2° to 71°C (35° to 160°F)	2° to 71°C (35° to 160°F)	-
Weight	0,225 kg (0.5 lb)	0,68 kg (1.5 lb)	0,68 kg (1.5 lb)	0,68 kg (1.5 lb)	0,7 kg (1.54 lb)	0,4 kg (0.88 lb)
Product Length	34 cm (13.4 in)	43,2 cm (17 in)	43,2 cm (17 in)	50,8 cm (20 in)	64,8 cm (25.5 in)	19 cm (7.48 in)
Product Height	17,8 cm (7 in)	17,8 cm (7 in)	17,8 cm (7 in)	17,8 cm (7 in)	17,8 cm (7 in)	18 cm (7.08 in)
Product Width	3,8 cm (1.5 in)	5,1 cm (2 in)	5,1 cm (2 in)	3,8 cm (1.5 in)	6,3 vm (2.5 inch)	4 cm (1.57 in)
Nozzle Angle	45°	45°	90°	45°	90°	0°
Nozzle diameter	8 mm (0.31 in)	17mm (0.67 in)	9 mm (0.35 in)	16 mm (0.63 in)	8 mm (0.31 in)	9 mm (0.35 in)
Integrated Flow Indicator	✗	✓	✗	✓	✗	✗
Special Nozzle	✗	Flow diffuser	Cone shaped nozzle	✗	Nozzle combined with spacer	✗
Automatic Shut-off	✗	✓	✗	✓	✓	✗
Manual adjustable flow throttle	✗	✗	✓	✗	✗	✗
Secure control level	✗	✓	✗	✗	Different dimensions in spacers	Optional
LED + buzzer indication	✗	✗	✗	✗	✗	✓
Battery	✗	✗	✗	✗	✗	9V



One-stop shop



On-time delivery



Independent technical advice

EXTRA INFO

Integrated Flow Indicator – Secure Level Control – Flow Diffuser



Measurement table Spacers WGU-J

